



www.silkpaint.com

art@silkpaint.com

1 800-563-0074

Fiber Etch® Illuminated Lampshade

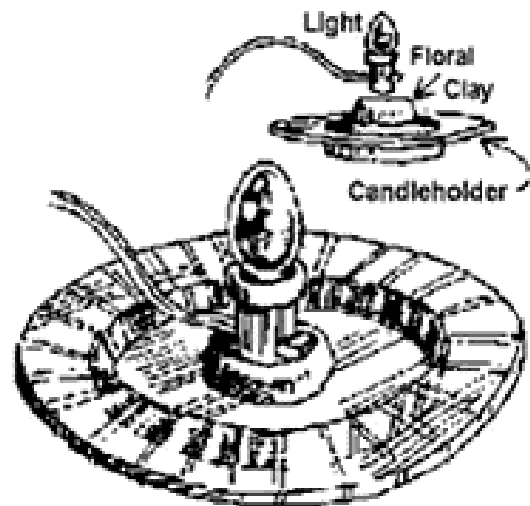
You'll need:

- Velvet Paper
- Fiber Etch Fiber Remover
- 1/2 Yard iron-on backing material (heavy duty)
- 7 Watt electric light with plug (available from a hardware or hobby store)
- Candleholder or ceramic saucer, flat
- Floral clay (adhesive strip roll)
- White craft glue
- Fabric piping trim for edges of lampshade
- AirPen for applying Fiber Etch
- Acrylics or watercolor paints to color area (optional)

1. Pinch off a 3" piece of floral clay and mold it around the bottom of the light.

Press firmly in the center of the candleholder.

2. Cut the velvet paper 8" x 15". Place design under velvet paper and holding up to a window, trace design onto the pile with a disappearing ink pen. You may trace design directly with Fiber Etch® when the paper and pattern are placed over a light box.



Silkpaint!

www.silkpaint.com

art@silkpaint.com

1 800-563-0074


3. Follow Fiber Etch® instructions. Apply Fiber Etch® following your design lines.

Strong lines inhibit watercolors from spreading outside design outlines, if you intend to later add color.

If using the AirPen® to apply Fiber Etch®, use the "X-Small" or "Small" size tip.

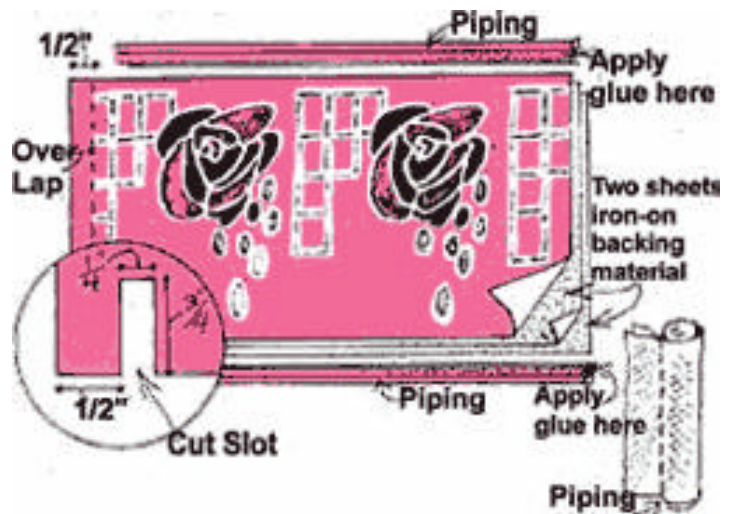
Dry thoroughly with hairdryer or allow to dry overnight.

Iron on reverse side using low heat. Do not allow lines to turn brown (test by scratching pile). Rinse, rubbing gently with a cloth, or soft brush to remove pile. Blot with towel until just slightly damp. Iron on reverse side using low to medium heat, to dry.



4. Iron using low to medium heat, two layers of backing material to back of velvet paper, one layer at a time. Cut slot (3/4" long x 1/4" wide) for the electric cord.

Color may be added using a small brush and watercolors. Glue piping (optional) to long edges of shade, avoiding the 1/2" overlap area. Glue the overlap. Place cylinder in position over lamp.



You may also purchase the **Fiber Etch® Lampshade Kit** from our web site.

Each kit includes: 2 oz. bottle of Fiber Etch® and 1 yd. 27" wide Velvet Paper™